

Quarterly Progress Report

ACE Screening and Clinician Training Data

November 2024

The California Department of Health Care Services (DHCS) and the Office of the California Surgeon General are leading ACEs Aware, a first-in-the-nation, statewide effort to implement screening for Adverse Childhood Experiences (ACEs) and treat toxic stress to improve the health and well-being of Californians.

ACEs Aware offers clinical teams training, clinical protocols, and payment for screening children, adolescents, and adults for ACEs.

This quarterly progress report provides the following data:

- Number of individuals who completed the “[Becoming ACEs Aware in California](#)” online training between December 4, 2019, and September 30, 2024.
- Number of ACE screenings conducted in California between January 1, 2020, and December 31, 2023, based on DHCS Medi-Cal claims data.



Medi-Cal Claims for ACE Screenings

Medi-Cal clinicians conducted more than **3,304,490** ACE screenings of **2,020,320** unique Medi-Cal members.

Of the **1,587,830** unique Medi-Cal members ages 0 to 20 screened for ACEs,

6% had an ACE score of 4 or more.

Of the **432,490** unique Medi-Cal members ages 21 to 64 screened for ACEs, **17%** had an ACE score of 4 or more.*

Data from: January 1, 2020, through December 31, 2023

Medi-Cal clinicians – primarily pediatric, family medicine, and behavioral health professionals – conducted 3,304,490 ACE screenings of 2,020,320 unique Medi-Cal members between January 1, 2020, and December 31, 2023. Seventy-nine percent of all screenings conducted were of members ages 0 to 20, 6% of whom had an ACE score of four or greater, indicating a high risk for toxic stress, and 21% of all screenings conducted were of members ages 21 to 64, 17% of whom had an ACE score of four or greater.

Number of people who completed the Becoming ACEs Aware in California training

Training and Certification

42,240

Individuals completed the training

19,990

Medi-Cal clinicians are ACEs Aware-certified**

Before the training

55% of participants were not screening any patients for ACEs.

After the training

63% of participants who were not previously screening patients for ACEs indicated they planned to implement routine ACE screening for children or adults.

63% of participants indicated they plan to implement changes in their practice based on the information presented in the training.

Data from: December 4, 2019, through September 30, 2024

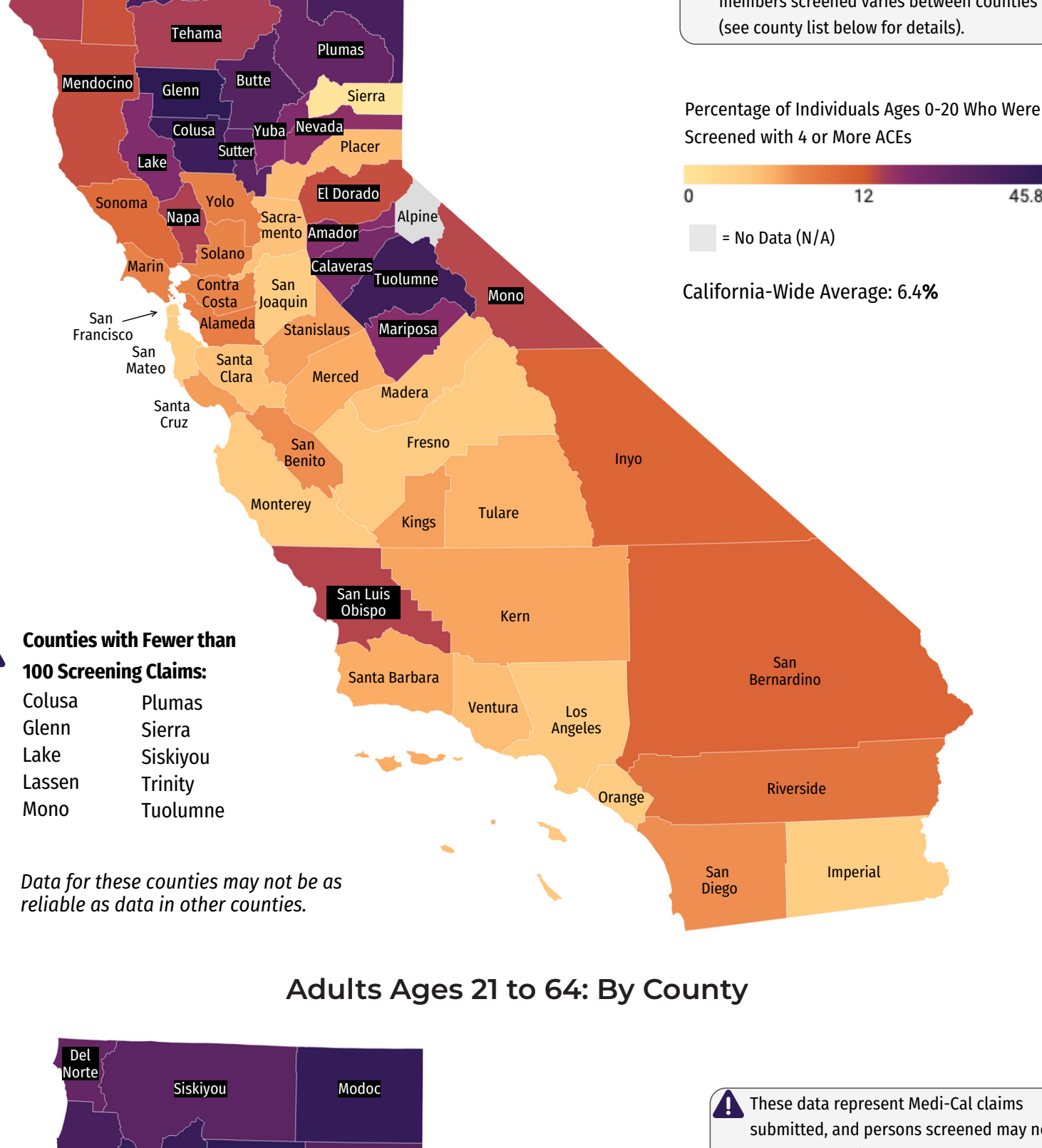
Since the launch of the ACEs Aware initiative in December 2019, more than 42,240 individuals have completed the ACEs Aware core training, including approximately 19,990 Medi-Cal clinicians in California who are ACEs Aware-certified and eligible to receive Medi-Cal payment for conducting ACE screenings.

ACEs Aware is making a difference in clinical care.

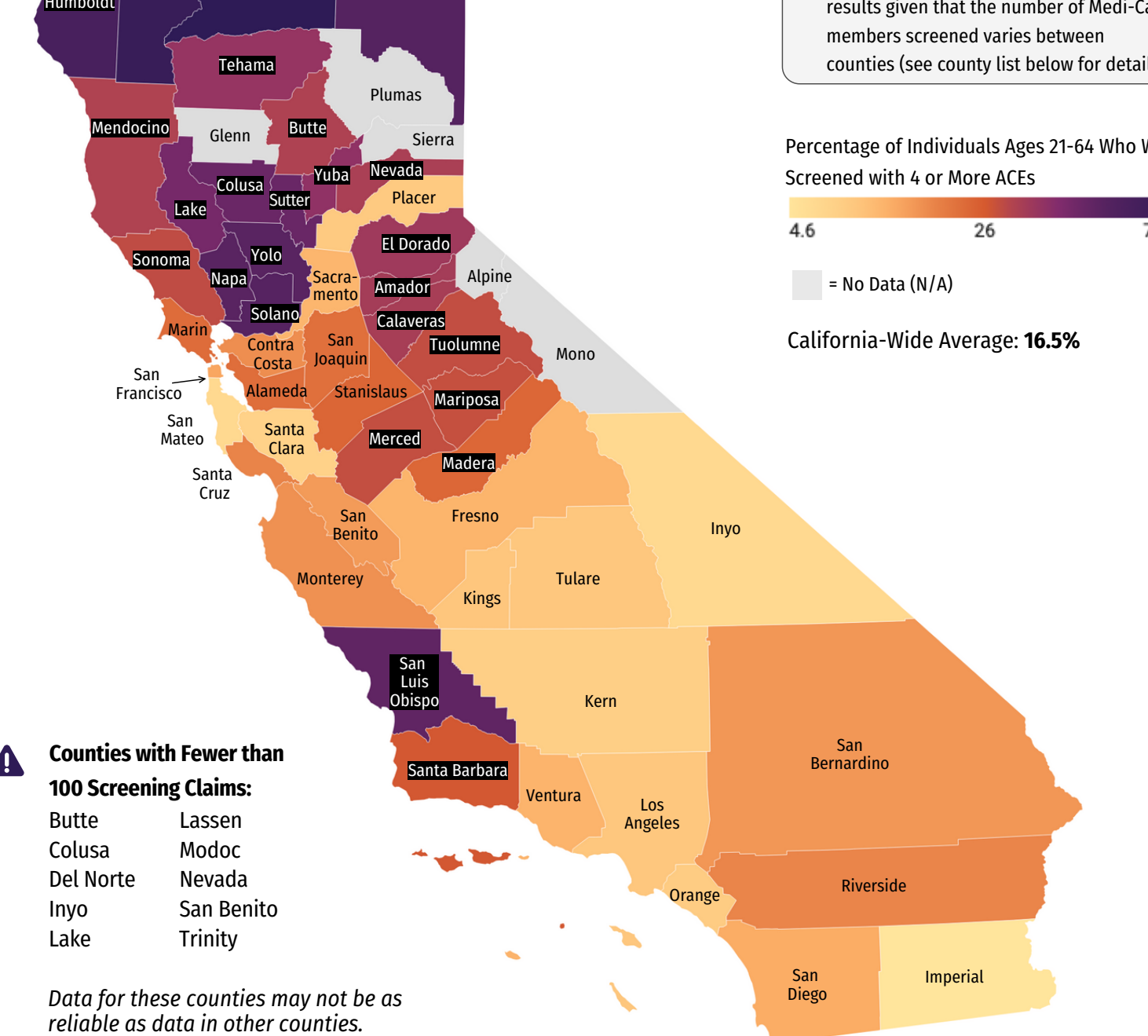
After completing the training, participants were asked about practice changes they plan to make based on the training: 63% of participants reported they plan to implement changes in their practice based on the information presented in the training; 53% reported they plan to conduct routine ACE screenings for children; 48% reported they plan to conduct routine ACE screenings for adults; and 90% reported being somewhat or very confident they would be able to make their intended practice changes. Additionally, 36% plan to change their treatment or management approach based on the patient’s ACE score and toxic stress risk assessment, and 35% plan to apply a clinical algorithm on ACEs and toxic stress to guide patient care.

Percentage of Patients Screened Who Disclosed an ACE Score of 4 or More, Based on Medi-Cal Claims Data, by County

Children, Adolescents, and Young Adults Ages 0 to 20: By County



Adults Ages 21 to 64: By County



ACE Screening Claims Data: from January 1, 2020, through December 31, 2023

Notes:

Percentages are rounded to the nearest whole number and may not add up to 100%.

Data Extraction Date: August 8, 2024, from the DHCS Management Information System/Decision Support System (MIS/DSS) data warehouse

*“N/A” percentage of high-risk ACE scores means data have been suppressed in instances where values were at least one but less than 11, or whereby related data with values less than 11 not presented here could be deduced from the information in this map.

**ACE score refers to the total disclosed exposure to the 10 ACE categories. An ACE score of 4 or greater indicates that patients may be at high risk for toxic stress. Patients with an ACE score of 0 to 3 may also be at risk for toxic stress.

**Medi-Cal clinicians must attest to completing a certified ACEs Aware core training to qualify for Medi-Cal payment. The methodology has been revised to count unique Medi-Cal clinicians and is not comparable to quarterly reports prior to October 2022.

ACE Screenings by Medi-Cal Managed Care Plan (MCP) Network

Children, Adolescents, and Young Adults (ages 0 to 20): MCP clinicians screened 1,408,168 individuals, representing 26% of unique Medi-Cal members 20 years of age and younger who were enrolled with a single plan in any continuous 12-month period between January 1, 2020, and December 31, 2023 (and were not dually eligible for Medi-Cal and Medicare). Fee-for-service (FFS) clinicians screened 9% of Medi-Cal members who were not enrolled in any plan during the measurement period (Exhibit 1).

Exhibit 1: ACE Screenings for Members Ages 0 to 20 by Medi-Cal MCP (January 1, 2020, through December 31, 2023)

Managed Care Plan	Number of Members Screened	Medi-Cal Enrollment	Percentage of Medi-Cal Population Screened
Aetna Better Health of California	2,756	19,404	14.2%
Alameda Alliance for Health	38,875	121,656	32%
Blue Cross of CA Partnership Plan	81,539	423,904	19.2%
Blue Shield of California Promise Health Plan	9,351	37,337	25%
CalOptima (COHS)	176,265	364,701	48.3%
CalViva Health	38,709	207,613	18.6%
California Health & Wellness Plan	9,055	108,752	8.3%
CenCal Health	27,515	103,884	26.5%
Central California Alliance for Health	36,380	197,324	18.4%
Community Health Group Partnership Plan	38,401	143,041	26.8%
Contra Costa Health Plan	6,891	97,628	7.1%
Gold Coast Health Plan	22,861	108,378	21.1%
Health Net Community Solutions, Inc.	166,837	678,955	24.6%
Health Plan of San Joaquin	23,187	209,734	11.1%
Health Plan of San Mateo	9,922	58,856	16.9%
Inland Empire Health	293,475	734,095	40%
Kaiser Permanente Cal, LLC	25,216	93,016	27.1%
Kern Health Systems	35,441	172,849	20.5%
L.A. Care Health Plan	240,101	967,411	24.8%
Molina Healthcare of California Partner Plan, Inc.	55,345	234,913	23.6%
Partnership HealthPlan of California	36,600	266,174	13.8%
San Francisco Health Plan	9,936	50,771	19.6%
Santa Clara Family Health Plan	22,401	123,913	18.1%
United Healthcare Community Plan	1,109	8,643	12.8%
Total – MCP	1,408,168	5,532,950	25.5%
Total – FFS	30,901	345,593	8.9%

Adults (Ages 21 to 64): MCP clinicians screened 385,350 individuals, representing 5% of unique Medi-Cal members ages 21 through 64 who were enrolled with a single plan in any continuous 12-month period between January 1, 2020, and December 31, 2023 (and were not dually eligible for Medi-Cal and Medicare). FFS clinicians screened less than 1% of Medi-Cal members who were not enrolled in any plan during the measurement period (Exhibit 2).

Exhibit 2: ACE Screenings for Members Ages 21 to 64 by Medi-Cal MCP (January 1, 2020, through December 31, 2023)

Managed Care Plan	Number of Members Screened	Medi-Cal Enrollment	Percentage of Medi-Cal Population Screened
Aetna Better Health of California	1,976	37,279	5.3%
Alameda Alliance for Health	745	194,615	<1%
AltaMed	--	803	--
Blue Cross of CA Partnership Plan	18,178	582,066	3.1%
Blue Shield of California Promise Health Plan	8,300	87,287	9.5%
CalOptima (COHS)	29,891	523,215	5.7%
CalViva Health	12,756	219,959	5.8%
California Health & Wellness Plan	1,017	143,579	<1%
CenCal Health	2,311	115,611	2%
Central California Alliance for Health	12,931	208,884	6.2%
Community Health Group Partnership Plan	18,078	191,618	9.4%
Contra Costa Health Plan	--	143,248	--
Gold Coast Health Plan	5,649	127,665	4.4%
Health Net Community Solutions, Inc.	43,229	921,139	4.7%
Health Plan of San Joaquin	3,971	224,862	1.8%
Health Plan of San Mateo	703	79,612	<1%
Inland Empire Health	121,708	862,227	14.1%
Kaiser Permanente Cal, LLC	606	104,721	<1%
Kern Health Systems	9,287	182,094	5.1%
L.A. Care Health Plan	58,601	1,495,819	3.9%
Molina Healthcare of California Partner Plan, Inc.	23,773	317,496	7.5%
Partnership HealthPlan of California	8,771	373,409	2.3%
San Francisco Health Plan	397	112,051	<1%
Santa Clara Family Health Plan	876	170,993	<1%
United Healthcare Community Plan	1,212	18,495	6.6%
Total – MCP	385,350	7,441,725	5.2%
Total – FFS	6,600	1,609,152	<1%

Notes:

“Number of Members Screened” and “Medi-Cal Enrollment” are rounded to the nearest 10 and may not sum to the total.

“Percentage Medi-Cal Population Screened” is rounded to the nearest whole percent.

“Number of Members Screened” is the count of distinct non-dual individuals who were enrolled in a single plan in any continuous 12-month period and received an ACE screening during the measurement period.

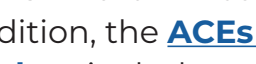
“Medi-Cal Enrollment” is the count of distinct non-dual individuals who were enrolled in a single plan for any 12 continuous months during the measurement period.

Cells with “--” have been suppressed in instances where values were at least one but less than 11, or whereby related data with values less than 11 not presented here could be deduced from the information in this table.

The screens in this report are collected by capturing claims utilizing the designated G9919 and G9920 codes for ACE screenings. Any additional screenings that were not documented with these codes would not be counted in this report.

Data Extraction Date: August 8, 2024, from the DHCS MIS/DSS data warehouse.

ACEs Aware will continue to publish screening and training data updates quarterly. In addition, the [ACEs Aware Screening, Training, and Certification Progress: May 2024 Update](#) includes additional details on demographics of clinical team members trained, characteristics of clinicians providing screening, profile of members screened, and screening rates and quality improvement metrics for Medi-Cal MCPs.



Visit [ACESAware.org](https://www.acesaware.org)

